



**PRINT
FRONT AND REAR**



**CUT ALONG
THE HATCH**



**FOLD ALONG
THE LINES**



**GLUE
THE FLAPS**



PLAY THE GAME!

FRONT



REAR

WHO USES IT?

Carpenter	Cabinet maker
Stairs maker	Boat maker
Woodcarver	Luthier
Woodturner	Instruments maker
Wood sculptor	Joinery maker
Marquetry maker	Iconographer
Wood inlay	Wood engraver
Intarsio	Restorer of furniture

WHAT DO YOU DO TO BECOME A CRAFTSMAN IN THAT FIELD?

Theoretical courses through formal training
Art school
Workshops
Academy of arts
Professional high school

WHO USES IT?

Sculptor	Arch masonry
Stone restorer	Stone roofs
Tile maker	Stone carver
Jewellery maker/designer	Mosaicist
Stonemason with different techniques as dry stone wall	Tools manufacturer

WHAT DO YOU DO TO BECOME A CRAFTSMAN IN THAT FIELD?

Vocational school courses
Workshops
Apprenticeship in craftsman's workshop

WHO USES IT?

Potter
Tile and bricks making ceramic turner
Stove-maker
Jewellery maker

WHAT DO YOU DO TO BECOME A CRAFTSMAN IN THAT FIELD?

Training course
Apprenticeship in craftsman's workshop
Workshop in school
Vocational secondary school with dedicated curriculum

WHO USES IT?

Spinner
Weavers
Tapestry makers
Fibre dyers as blueprinting
Embroiderer
Felt maker
Painter on textile
Restorer of textiles

WHAT DO YOU DO TO BECOME A CRAFTSMAN IN THAT FIELD?

Course called "applied arts" in high school
Professional training
Apprenticeship in craftsman's workshop
Private lessons

FRONT



REAR

WHO USES IT?

Blacksmith
Silversmith
Goldsmith
Jewellery maker
Bell maker
Sculptor
Watch maker
Coin maker

Metal engraver
Guilloché master
Restorers of metal
Gunsmith
Farrier
a blacksmith professionalised
in horseshoe making

WHAT DO YOU DO TO BECOME A CRAFTSMAN IN THAT FIELD?

Specific training courses
Apprenticeship in a craftsman's workshops
Professional school
Workshops
Professional crafts school

WHO USES IT?

Glassmaker
Jeweler
Designer
Master glass artist
Glass decorator
Glassblower

WHAT DO YOU DO TO BECOME A CRAFTSMAN IN THAT FIELD?

Complete training over 3 years at European center for training for glassmakers
Workshops
Training courses

WHO USES IT?

Potter
Jewellery maker
Home decor dsigner

WHAT DO YOU DO TO BECOME A CRAFTSMAN IN THAT FIELD?

Training course
Apprenticeship in craftsman's workshop

FRONT



REAR

WHAT OBJECTS ARE CREATED WITH THIS MATERIAL?

Buildings	Museums
Interior design objects	Heritage conservation
Musical instruments	Stairs
Leisure	Toys
Fashion stuff	Boats

WHAT TOOLS ARE NEEDED TO WORK WITH THIS MATERIAL?

Hand saws and power saws, for cutting, coming in different shapes and sizes according to the cutting purpose they're used for.
A work bench and sawhorses are used by woodworkers for most of their hand work. Planes: for shaving off wood fibres, for shaping and smoothing.
Sanders : for smoothing, polishing, or cleaning.
Hammers, mallets, drills and screw guns are used for assembling.
Square and tape measures for measuring and marking, etc.

WHAT OBJECTS ARE CREATED WITH THIS MATERIAL?

Buildings
Restoration of historical monuments like cathedrals and castles
Jewellery

WHAT TOOLS ARE NEEDED TO WORK WITH THIS MATERIAL?

Steel chisel in various sizes and shapes and hammer - typically used for hand carving.
Grinder power tool with a rotating disc for cutting, polishing, and grinding.
Diamond blade saw for stone cutting.
Grindstones, Sanders, and Polishing Wheels for polishing.

WHAT OBJECTS ARE CREATED WITH THIS MATERIAL?

Pottery	Interior design objects
Jewellery	Construction industry
Architecture objects	(tiles, roof ornaments)
Stove	

WHAT TOOLS ARE NEEDED TO WORK WITH THIS MATERIAL?

Clay cutters, clay trimmers, rolling pins, ribbons, loop tools, rasps, needle tools, shape clay, palette knives, sculpting and carving tools, slip trailers, kilns, wheel

WHAT OBJECTS ARE CREATED WITH THIS MATERIAL?

Fashion design pieces	But also textile paintings
Interior design objects	Interior linen
Art market items	Items to wear as kimono shirts
Designer costumes	Such as bedspreads or textile art
Designer accessories	
Scarves	

WHAT TOOLS ARE NEEDED TO WORK WITH THIS MATERIAL?

Carding Comb used to separate and align protein fibres; Spinning Wheel; Drop spindle; Weaving Looms; Yarn bobbins; Felting needles; Knitting needles; Needle felting mat; Embroidery hoops; Crochet hooks, pots, spoons, bowls, Fabrics, wool and woollen threads, scissors, curved rulers, pins, measuring tapes.

FRONT



REAR

WHAT OBJECTS ARE CREATED WITH THIS MATERIAL?

Interior design objects
Industrial design such as kitchen tools and parts
Objects from the construction industry
Heritage conservation

Aircraft
Renewable energy technologies
Watches
Shotguns
Jewels

WHAT TOOLS ARE NEEDED TO WORK WITH THIS MATERIAL?

Fire, hammer, Files, hacksaw, chop saw, The grinder, pliers, anvils, vise, calliper ruler, welding torch.

WHAT OBJECTS ARE CREATED WITH THIS MATERIAL?

Interior design
tableware, furniture, lighting and art pieces
Fashion
glass beads and jewellery making
Architecture
stained glass making

WHAT TOOLS ARE NEEDED TO WORK WITH THIS MATERIAL?


Blowpipe to shape the glass with the help of a punty (or mandrel), bench, marver, blocks, jacks, paddles, tweezers, newspaper pads, and a variety of shears. Cane and murrine (rods cut in cross-sections to reveal patterns), torch/lamp, lathe and wheel, cutters, grinders, drills.

WHAT OBJECTS ARE CREATED WITH THIS MATERIAL?

Interior decoration and jewels
Dolls
Frame with flowers
Baskets
Garlands
Pieces of furniture and decoration

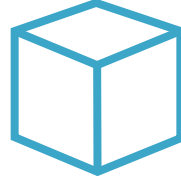
WHAT TOOLS ARE NEEDED TO WORK WITH THIS MATERIAL?

Clay cutters, clay trimmers, rolling pins, ribbons, loop tools, rasps, needle tools, shape clay, palette knives, sculpting and carving tools, slip trailers, kilns, wheel.




materials

WOOD



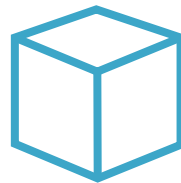
materials

METAL



materials

TEXTILE




materials

STONE



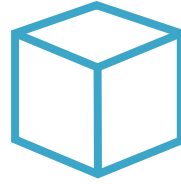
REAR






materials

GLASS



materials

CERAMICS



materials

**COLD
PORCELAIN**



REAR



FRONT

GAME RULES



OBJECTIVE

Match three types of cards - Material, Craftsman, and Object/Tool - to create unique and interesting craft combinations. The player with the most matches at the end of the game wins.

COMPONENTS

Material Cards (e.g., wood, clay, fabric, metal, etc.)
Craftsman Cards (e.g., carpenter, potter, seamstress, blacksmith, etc.)
Object/Tool Cards (e.g., chair, vase, dress, knife, etc.)

SETUP

Shuffle each deck separately - Material, Craftsman, and Object/Tool.
Deal a certain number of cards from each deck to each player (adjust based on the number of players).
Place the remaining decks face-down in the center as draw piles.

GAMEPLAY

Players take turns in a clockwise direction. On a player's turn, they draw one card from any deck (Material, Craftsman, or Object/Tool). The player can then choose to keep the card or swap it with one in their hand. The goal is to match three cards of different types (Material, Craftsman, Object/Tool) that logically go together to create a craft.

MATCHING

A valid match consists of one card from each category. For example, a match could be Wood (Material), Carpenter (Craftsman), and Chair (Object/Tool). Encourage players to think creatively about the matches they make.

SCORING


Players earn points for each valid match they create. The player with the most points at the end of a predetermined number of rounds or when the draw piles run out wins.

OPTIONAL RULE-TRADE OR STEAL

Allow players to trade cards with each other or steal a card from another player during their turn.

WINNING


The game can end after a set number of rounds or when the draw piles are empty. The player with the highest total points from their matches wins.



Follow us on social media
**CYFE-Crafting Youth Future
Engagement**

Project Partners





PROJECT NUMBER : 2021-1-CZ01-KA220-YOU-000029289

